

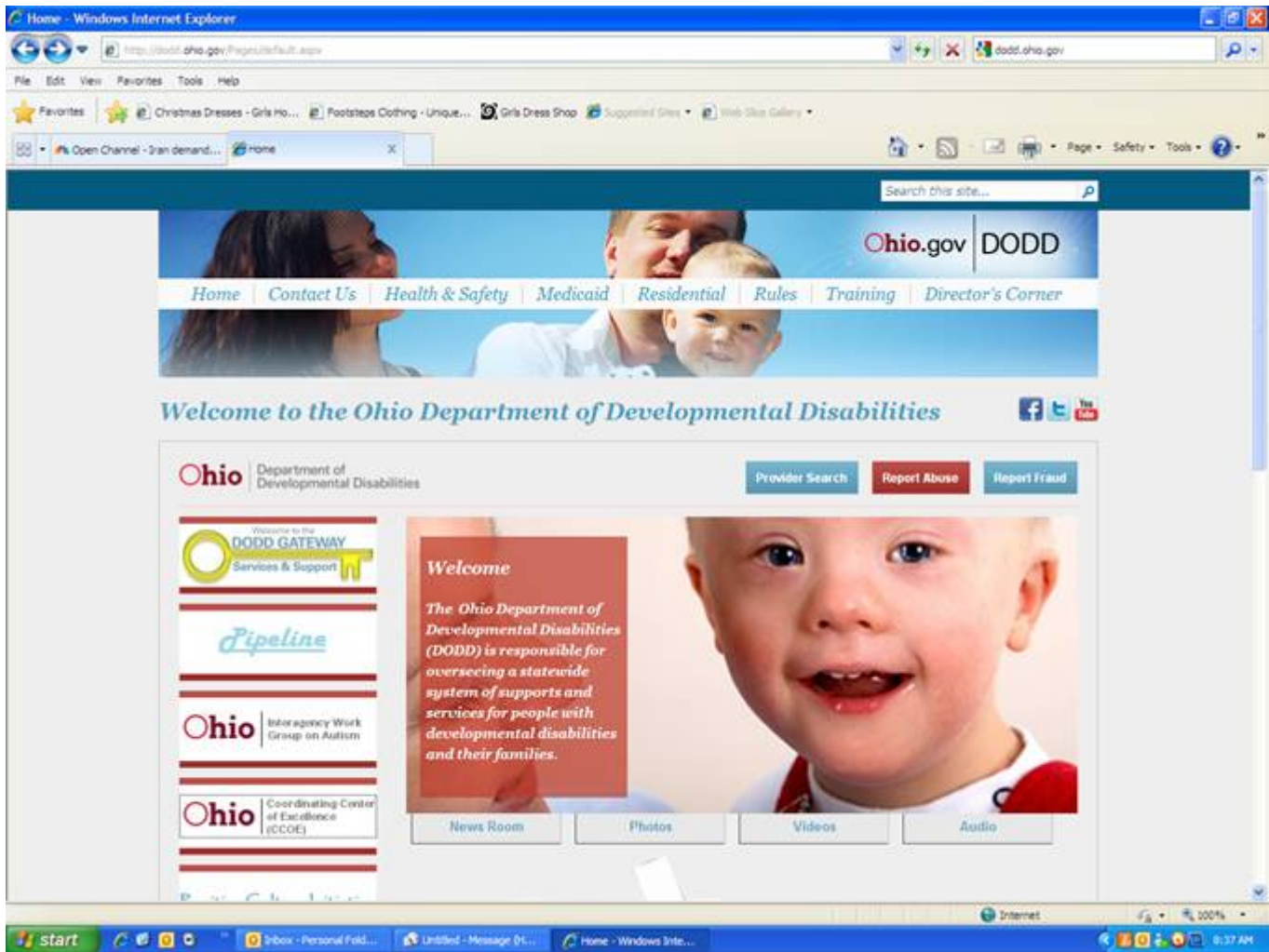
**INDEPENDENT
PROVIDER
INSTRUCTION**



- BCI&I Check (Have the results sent directly to DODD, Provider Certification, 30 E. Broad St. 13th Floor, Columbus OH 43215) Reason Code is 5123.169. Their phone number is 1-800-617-6733.
- Your 8 hrs. of training <http://www.ceucertificates.com/> Option 1
 - ❖ MUI
 - ❖ Individual Rights
 - ❖ Serving Individuals with DD
 - ❖ Roles and Responsibilities
 - ❖ Universal Precautions
- Orientation for independent providers.
<http://dodd.ohio.gov/Training/Documents/Orientation%20for%20Independent%20Providers/Orientation%20for%20Independent%20Providers%20-%20Summer%202015%20-%20Version%201%20-%20Storyline%20output/story.html>
- CPR & First Aid (Click here to find a class <http://www.redcross.org/en/takeaclass>)
- Unofficial Drivers Abstract (Print that off here.)
<https://services.dps.ohio.gov/BMVOnlineServices/Home/Login?returnUrl=%2FBMVOnlineServices%2FDL%2FAbstract%2FUnofficial>
- Proof of Auto insurance that list your name and the expiration date
- Copy of high school diploma or GED Certificate
- Copy of Social Security Card
- Copy of your Birth Certificate
- Copy of your Driver's License
- The services you would most likely want to become certified to provide are:
 - a. HPC
 - b. HPC Transportation
 - c. Informal Respite-non-family (Choosing this service does not stop you from providing services to a family member But if you choose the family only option then you are limited to providing service only to a family member)
 - d. Adult foster care
 - e. Supported Living

Below is the link to access the new website for certification.

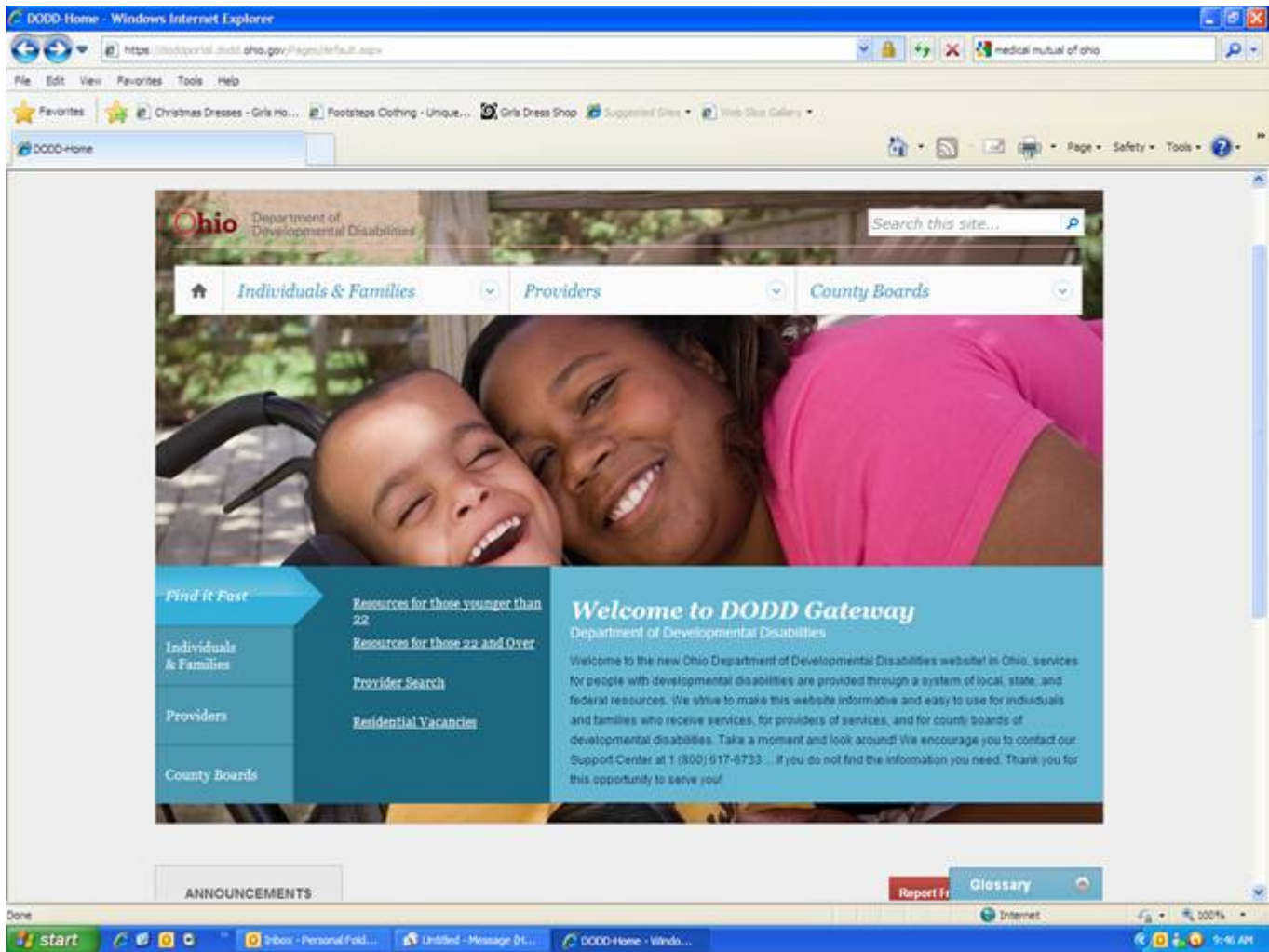
<http://dodd.ohio.gov>



Once you are here click on the DODD Gateway. It is the first white box with the large key in the center.

Also below the white box with the yellow key you will find a box with video tutorials on navigating the website.

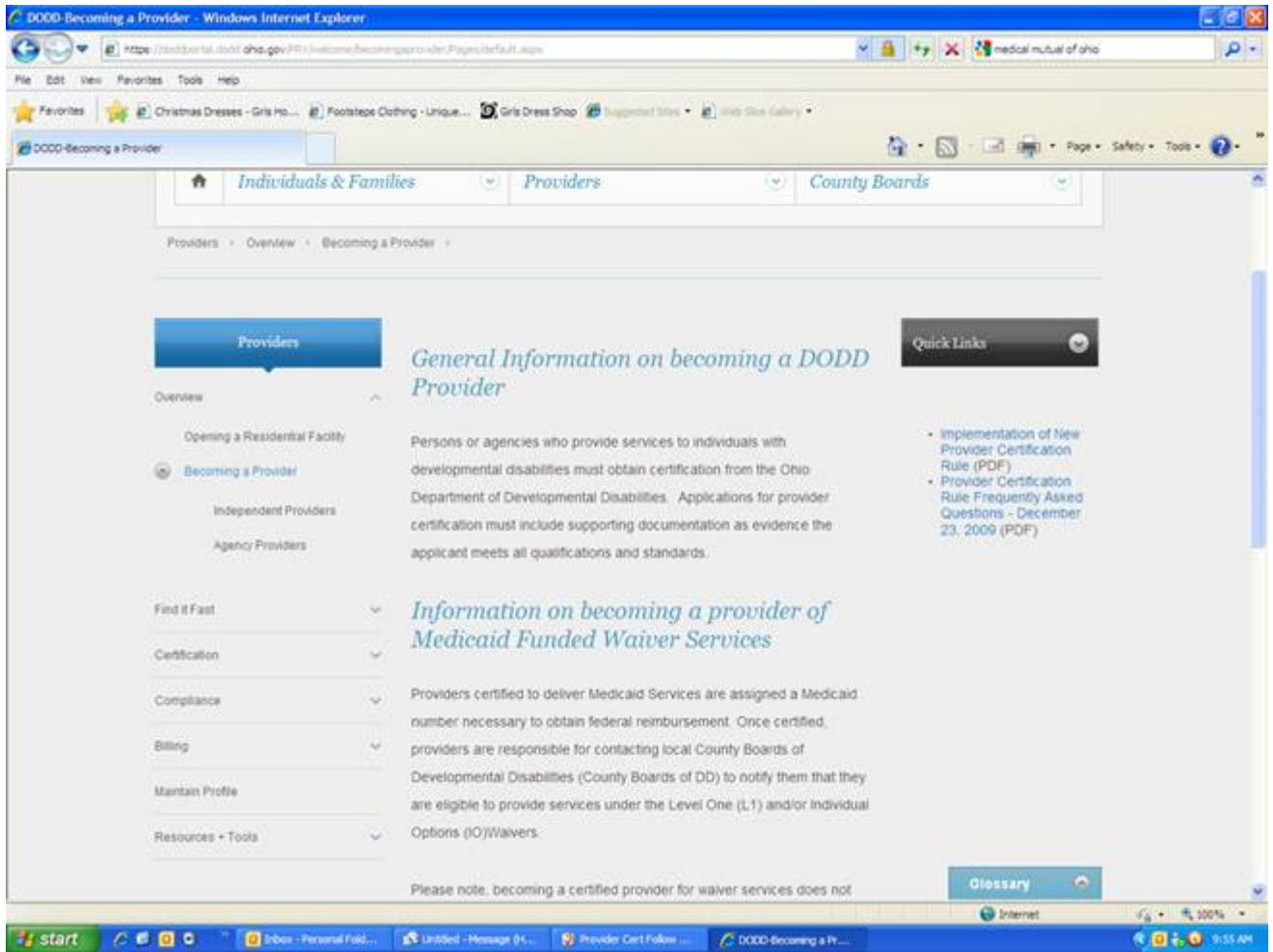
(Please note the picture on the department's website is now a man standing alone in a blue shirt. Not the woman in pink with her child. The only thing that has changed is the picture.)



Once you are on this page click in the blue box on the left that is labeled Providers. You will notice that the options in the darker blue box change.



From here click on How to Become a Provider.



Once here read through the general information and then click on the left where it says Certification. You will need to register for an account and complete the PCW (Provider Certification Wizard). If you have any questions, please feel free to contact me.

All documents must be uploaded into the certification wizard.